

25A,800V-1600V 三相玻璃钝化整流桥 25A,800V-1600V Three Phase Glass Passivated Bridge Rectifier


■特征 Features

- 玻璃钝化芯片
Glass passivated chip
- 低反向漏电流
Low reverse leakage current
- 高耐浪涌电流能力
High surge current capability
- UL 档案编号# E249161
UL recognized file # E249161
- 符合 RoHS 指令 2011/65/EU
Compliant to RoHS directive 2011/65/EU

关键参数 KEY PARAMETERS		
参数 PARAMETER	数值 VALUE	单位 UNIT
$I_{F(AV)}$	25	A
V_{RRM}	800-1600	V
I_{FSM}	400	A
Package	SGBJ	

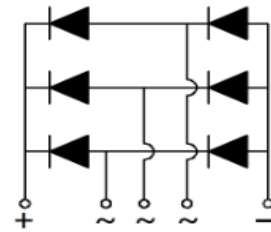
■应用范围 Applications

- 伺服器
Server
- 变频器
Frequency converter
- 工业电源
Industrial power supply



■机械参数 Mechanical Data

- 本体: SGBJ
Case : SGBJ
- 极性: 极性符号铸在管体上
Polarity: Polarity symbols being marked on body
- 安装扭矩: 8.0kgf.cm
Mounting torque: 8.0kgf.cm max
- 重量: 约 10 克
Weight : About 10 grams



■最大额定值 Maximum Ratings @ Ta = 25°C unless otherwise noted

参数 PARAMETER	符号 SYMBOL	SGBJ2508	SGBJ2510	SGBJ2512	SGBJ2516	单位 UNIT
反向重复峰值电压 Maximum recurrent peak reverse voltage	V_{RRM}	800	1000	1200	1600	V
平均整流输出电流 Average rectified output current	$I_{(AV)}$	25				A
带散热片, $T_C=85^\circ\text{C}$ with heatsink, $T_C=85^\circ\text{C}$						
最大正向浪涌电流, 8.3ms 单半正弦波叠加在额定负载上 Peak surge forward current, 8.3ms single half sine-wave superimposed on rated load	I_{FSM}	400				A
热容值, $1\text{ms}<t<8.3\text{ms}$, $T_j=25^\circ\text{C}$, 单个二极管 Rating for fusing, $1\text{ms}<t<8.3\text{ms}$, $T_j=25^\circ\text{C}$, Rating of per diode	I^2t	664				A^2s
结温 Junction temperature	T_j	-55 ~ +150				$^\circ\text{C}$
存储温度 Storage temperature	T_{STG}	-55 ~ +150				$^\circ\text{C}$
绝缘耐压, 端子与外壳之间外加交流电 1 分钟 Dielectric strength, terminals to case AC 1 minute	V_{dis}	2.5				KV

■电性特性 Electrical Characteristics @ Ta = 25°C unless otherwise noted

参数 PARAMETER	条件 CONDITIONS	符号 SYMBOL	额定值 RATED VALUE	单位 UNIT
正向峰值电压 Peak Forward Voltage	$I_F = 12.5A$	V_F	1.05	V
反向峰值电流 Peak Reverse Current	VR=VRRM, 脉冲测试, 单个二极管的额定值 VR=VRRM, Pulse measurement Rating of per diode	$T_j = 25^\circ C$	5	μA
		$T_j = 125^\circ C$	500	

■热特性 Thermal Characteristics @ Ta = 25°C unless otherwise noted

参数 PARAMETER	符号 SYMBOL	额定值 RATED VALUE	单位 UNIT
结到环境的热阻, 无散热片 Junction to ambient thermal resistance, without heatsink	$R_{\theta JA}$	18	$^\circ C/W$
结到管壳的热阻, 有散热片 Junction to case thermal resistance, with heatsink	$R_{\theta JC}$	1.6	$^\circ C/W$

■特性曲线 Characteristic Curve

FIG1. Derating Curve For Output Rectified Current

图 1. 电流降额曲线

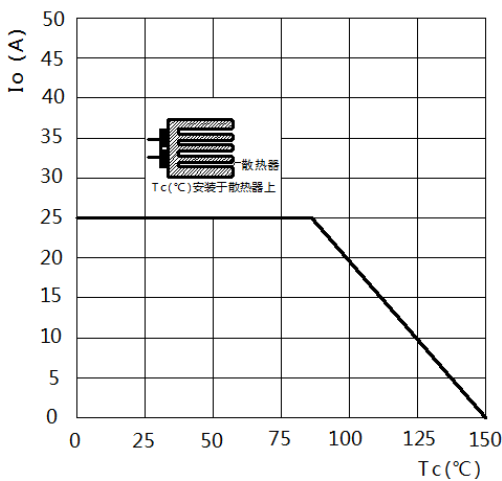


FIG2. Maximum Non-Repetitive Peak Forward Surge Current Per Bridge Element

图 2. 最大正向不重复峰值浪涌电流

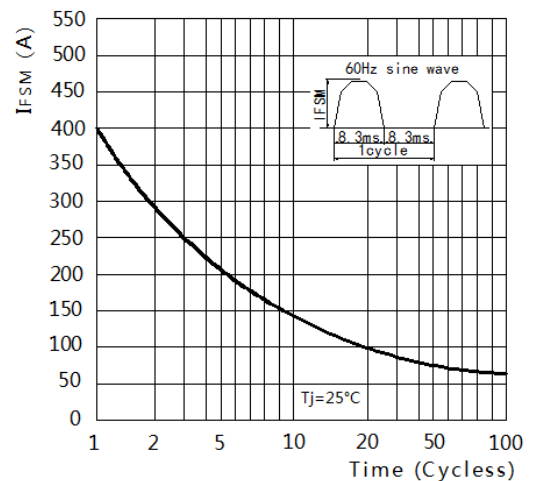


FIG3. Typical Reverse Characteristics Per Bridge Element

图 3. 典型反向特性

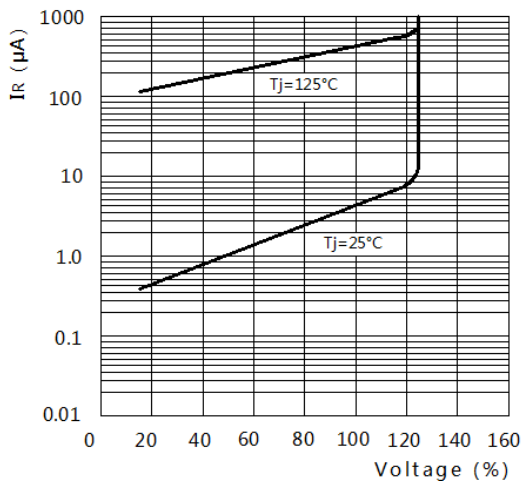
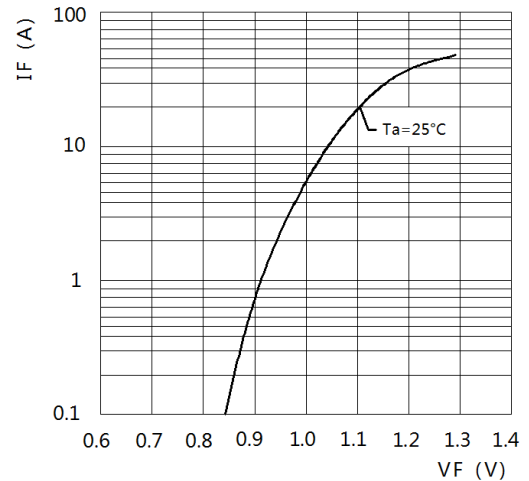


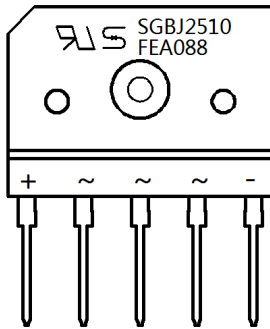
FIG4. Typical Forward Characteristics Per Bridge Element

图 4. 典型正向特性



25A,800V-1600V 三相玻璃钝化整流桥
25A,800V-1600V Three Phase Glass Passivated Bridge Rectifier

■ 标记图 Marking Diagram



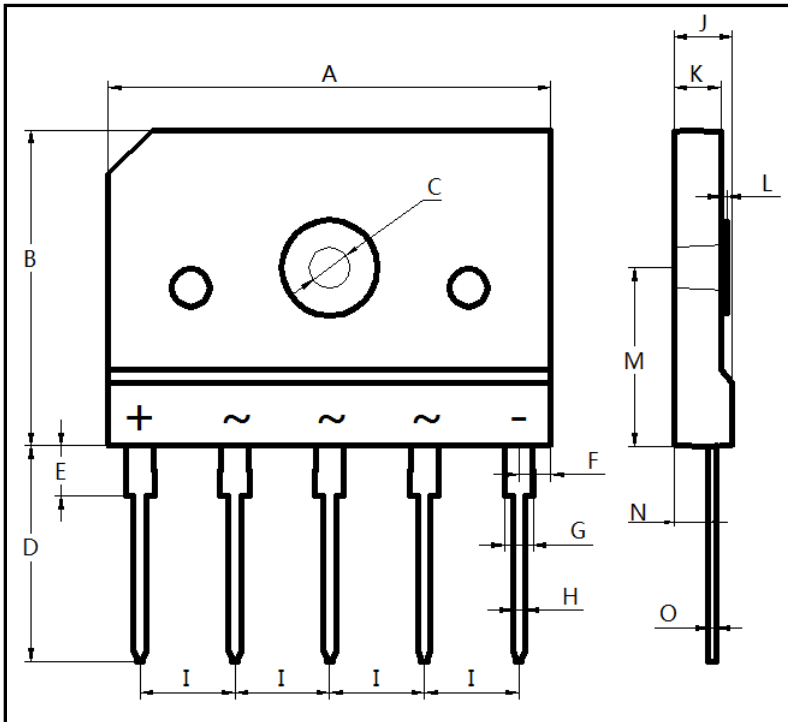
SGBJ2510 : 标识代码

Marking code

FEA088 : 制程码

Process code

■ 尺寸图 Dimension Drawing



Dim.	Unit(mm)		Unit(inch)	
	Min.	Max.	Min.	Max.
A	34.50	35.50	1.358	1.398
B	24.50	25.50	0.965	1.004
C	2.90	3.50	0.114	0.138
D	16.60	17.60	0.654	0.693
E	3.70	4.30	0.146	0.169
F	2.20	2.80	0.087	0.110
G	2.00	2.60	0.079	0.102
H	0.90	1.10	0.035	0.043
I	7.20	7.80	0.283	0.307
J	4.30	4.90	0.169	0.193
K	3.40	4.00	0.134	0.157
L	0.20	0.80	0.008	0.031
M	13.80	14.40	0.543	0.567
N	2.50	2.90	0.098	0.114
O	0.55	0.75	0.022	0.030